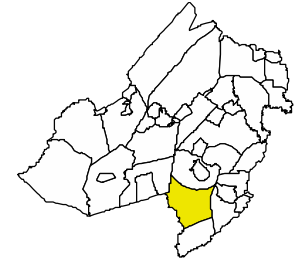




HARDING TOWNSHIP

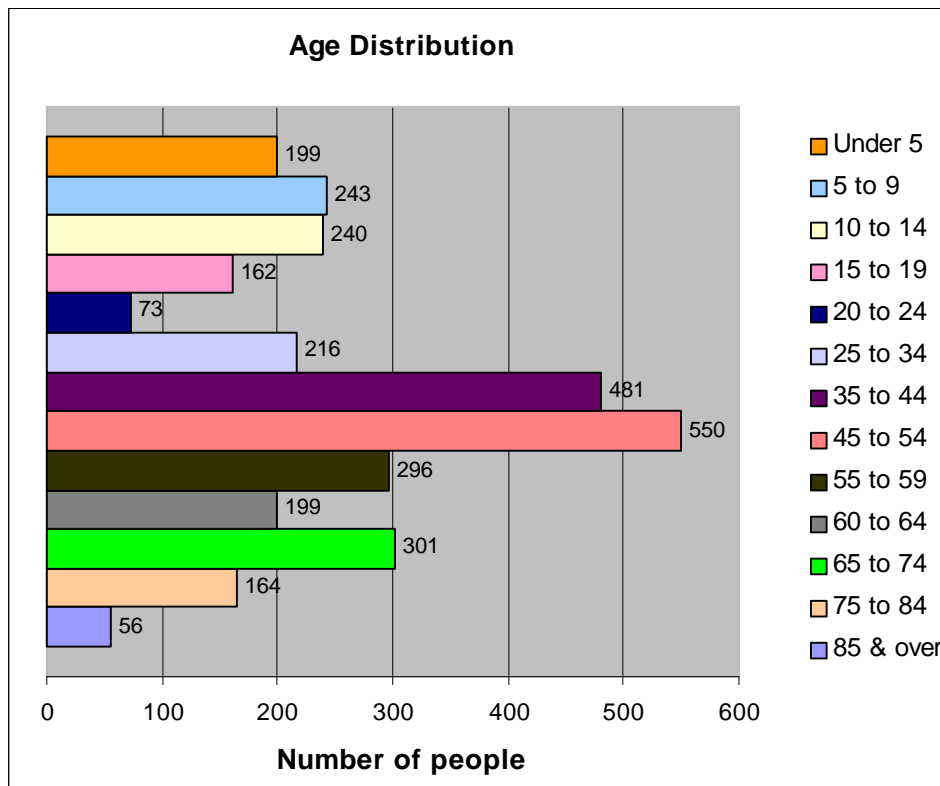


OVERVIEW

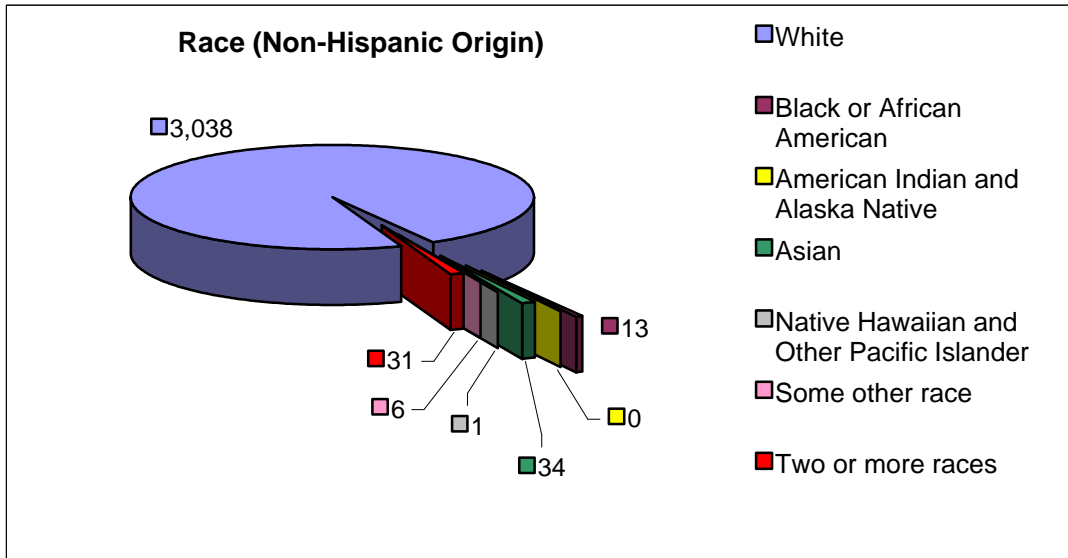
Incorporated in 1922, the Township of Harding was named after President Warren G. Harding. The township contains two national landmarks - the Great Swamp National Wildlife Refuge and the Jockey Hollow section of the Morristown National Historic Park. Together these properties comprise well over one-third of the Harding's area. In addition to federally owned land, the Lewis Morris County Park and Loantaka Brook Reservation are partially located in the municipality. The remainder of Harding is comprised of large estates with commercial development restricted along sections of Route 202. Not surprisingly, Harding Township has not only the highest median income, but also the highest median age (44.5 years) of all the municipalities in the county.

POPULATION DATA	1990	2000	Change
Total population	3,640	3,180	-460
Land size (miles ²)	20.40	20.40	0
Density (persons/mile ²)	178	156	-22
Male	1,770	1,540	-230
Female	1,870	1,640	-230
Median age (years)	43.8	44.5	0.7

AGE GROUPS	2000	%
18 years and over	2,379	74.8
male	1,139	35.8
female	1,240	39.0
65 years and over	521	16.4
male	241	7.6
female	280	8.8



Harding



HOUSING	1990	2000	Change
Total housing units	1,464	1,243	-221
Occupied units	1,366	1,180	-186
Owner occupied	1,189	1,092	-97
Renter occupied	177	88	-89
Average size owner-occupied	2.73	2.72	-0.01
Average size renter-occupied	2.25	2.34	0.09
Vacant units	98	63	-35
Seasonal or occasional use	17	20	3

RACE BY HISPANIC ORIGIN	Hispanic	Total
White	53	3,091
Black or African American	0	13
American Ind. & Alaska Native	0	0
Asian	0	34
Native Hawaiian/ Oth. Pacific Isl.	0	1
Some other race	1	7
Two or more races	3	34
Total Population	57	3,180

HOUSEHOLD BY TYPE	2000	%
Total households	1,180	100.0
Family households	941	79.7
With children under 18	385	32.6
Married Couple	853	72.3
With children under 18	352	29.8
Female householder, no husband	61	5.2
With children under 18	25	2.1
Non-family households	239	20.3
Householder living alone	208	17.6
Householder 65 and over	100	8.5
Households w/ indiv. under 18	393	33.3
Households w/ indiv. 65 & over	361	30.6
Average household size	2.69	
Average family size	3.03	

RELATIONSHIP	2000	%
Total population	3,180	100.0
In households	3,178	99.9
Householder	1,180	37.1
Spouse	853	26.8
Child	992	31.2
Own child under 18	783	24.6
Other Relatives	64	2.0
Under 18	9	0.3
Nonrelatives	89	2.8
Unmarried partner	25	0.8
In group quarters	2	0.1
Institutionalized pop.	0	0.0
Non-institutionalized	2	0.1